

Installation Manual & Users Guide

SPECIFICATIONS

Frequency: 2.4GHz

Battery: One 3Vdc lithium CR123A (1550 mAh)

Battery life: 4 years

Detection distance: 6 in max

3rd Party Certifications: FCC, IC, ETL

Operating Temperature: 32°-120°F (0°-49°C)

Operating Humidity: 5-95% RH non condensing

Supervisory signal interval: 27 min(approx.)

Maximum current draw: 135mA during transmission

OPERATION

The FireFighter™ sensor is designed to listen to the alarm sounder of any smoke detector. Once confirmed as an alarm, it will transmit a signal to the alarm control panel which if connected to a central monitoring station, will dispatch the fire department.

WARNING: This audio detector is intended only for use with smoke detectors but it does not detect the presence of smoke, heat, or fire directly.

ATTENTION: Ce détecteur audio est uniquement destiné à une utilisation avec des détecteurs de fumée, mais il ne détecte pas la présence de fumée, la chaleur ou le feu directement.

ENROLLING (see IMAGE: 1)

To enroll the sensor, set your panel into program mode. Refer to your specific alarm panel instruction manual for details on these menus. Once in program mode, place the battery into the sensor and follow the instructions that appear on the panel. When "Trip to Pair" appears on the screen, press the tamper button to complete the enrollment process. See LED section below for more information on initial power up behavior.

NOTE: For best results, pair the device to your panel before installation.

MOUNTING (see IMAGE: 2 & 3)

Included with this device is a mounting bracket, hardware and double sided tape. To ensure proper operation ensure the side of the device with the small holes is directly facing the sounder holes on the smoke detector. Secure the mounting bracket to the wall or ceiling using the two mounting screws and double sided tape provided, then secure the audio detector to the mounting bracket using the small screw provided. **The FireFighter™ must be mounting within 6 inches of the detector for optimal operation.**

WARNING: Non-interconnected smoke detectors require an audio detector by each smoke detector sounder.

ATTENTION: Détecteurs de fumée non interconnectés nécessitent un détecteur audio par chaque sondeur détecteur de fumée.

This equipment should be installed in accordance with Chapter 2 of the National Fire Alarm Code, ANSI/NFPA 72, (National Fire Protection Association, Batterymarch Park, Quincy, MA 02269). Printed information describing proper installation, operation, testing, maintenance, evacuation planning, and repair service is to be provided with this equipment. Warning: Owner's instruction notice: 'Not to be removed by anyone except occupant'.

Cet équipement doit être installé conformément au chapitre 2 du National Fire Alarm Code, ANSI / NFPA 72 (National Fire Protection Association , Batterymarch Park , Quincy , MA 02269) . Les informations imprimées décrivant l'installation , le fonctionnement , les tests , la maintenance , la planification de l'évacuation , et le service de réparation doit être fournie avec cet équipement . Attention: l'instruction d'un préavis de propriétaire : "Ne pas être éliminé par personne, sauf l'occupant"

TESTING (see IMAGE: 1)

To test the RF transmission from the mounted position you can generate a tamper by removing the cove. This will send a signal to the control panel. To test the audio detection, press and hold the smoke detector test button. If you are using zone type 16 (Fire with Verification) you must press and hold the smoke detector button for at least 30 seconds to ensure that FireFighter™ has had sufficient time to identify the smoke alarm pattern and lock into alarm. Ensure the FireFighter™ cover is on and that you wear hearing protection.

NOTE: This system must be checked by a qualified technician at least once every three (3) years. Please test the unit once per week to ensure proper functionality.

LED

The Firefighter™ is equipped with a multi-color LED. When a valid audio signal is heard the LED will turn red and flash in sequence to the smoke detector sounder. When the Firefighter™ has determined the audio signal heard is a valid alarm, the LED will turn solid red to indicate it has transmitted to the panel. On power up, the LED will stay solid green for 2 seconds, then blink green 3 times every 5 seconds (approx.) when not enrolled with a panel.

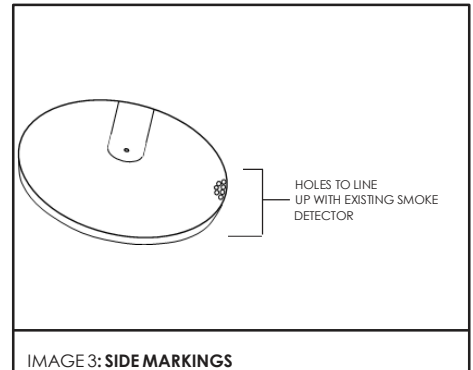
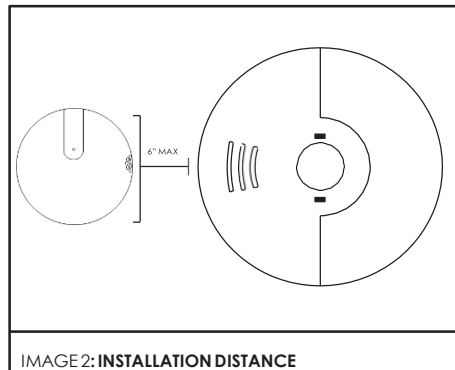
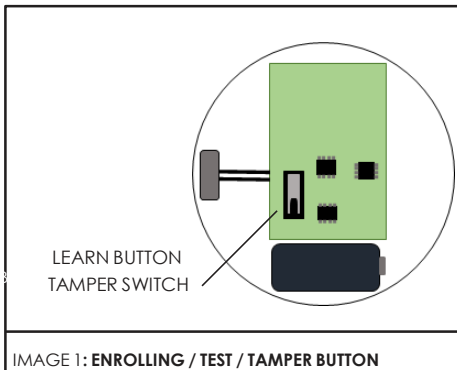
REPLACING THE BATTERY

When the battery is low a signal will be sent to the control panel. To replace the battery:

1. Remove the top cover to reveal the battery. This will send a tamper signal to the control panel.
2. Replace with a Panasonic CR123A battery ensuring the + side of the battery faces as indicated on the device.
3. Re-attach the cover, you should hear a click when the cover engages properly.

WARNING: While the audio detector monitors its own battery, it does not monitor the battery in the smoke detectors. Batteries should be changed as per the original smoke detector manufacturer's instructions. Always test the audio detector and smoke alarms after battery installation to confirm proper operation

ATTENTION: Bien que le détecteur audio surveille sa propre batterie, il ne contrôle pas la batterie dans les détecteurs de fumée. Les piles doivent être changées selon les instructions du fabricant original de détecteur de fumée. Toujours tester les détecteurs de fumée et alarmes audio après l'installation de la batterie pour confirmer le bon fonctionnement.



REBOOTING AND RESETTNG TO FACTORY DEFAULTS

In order to reboot the device, simply remove the battery and place it back in. Upon doing this, you should see the green LED illuminate. See LED section for more information on LED behavior.

To reset the device to factory defaults use the following instructions:

1. Open case and remove battery from device.
2. Press and hold tamper switch.
3. Place battery back into the device while still holding the tamper switch.
4. When you see the green LED illuminate, release the tamper switch.
5. After releasing the switch, the device will restore to factory defaults.

PACKAGE CONTENTS

Included Items:

1 x Firefighter Wireless Audio Detector
1 x Mounting Plate
2 x Mounting Screws
1 x CR123A battery
1 x Installation Manual
2 x Double Sided Tape

Non-Included Items:

Smoke/CO Detector
Security Panel

FCC COMPLIANCE STATEMENT

This equipment has been tested and found to comply with the limits for Class B digital devices, pursuant to Part 15 of the FCC Rules. These limits are designed to provide reasonable protection against harmful interference in a residential installation. This equipment generates uses and can radiate radio frequency energy and, if not installed and used in accordance with the instruction manual, may cause harmful interference to radio communications. However, there is no guarantee that interference will not occur in a particular installation. If this equipment does cause harmful interference to radio or television reception, which can be determined by turning the equipment off and on, the user is encouraged to try to correct the interference by one or more of the following measures:

- Re-orient or relocate the receiving antenna
- Increase the separation between the equipment and receiver
- Connect the equipment to an outlet on a different circuit from the receiver
- Consult the dealer or an experienced radio/TV contractor for help.

WARNING: Changes or modifications not expressly approved by Encore Controls could void the user's authority to operate the equipment.

This device complies with Industry Canada license-exempt RSS standard(s). Operation is subject to the following two conditions: (1) this device may not cause interference, and (2) this device must accept any interference, including interference that may cause undesired operation of the device.

Cet appareil est conforme la norme d'Industrie Canada exempts de licence RSS. Son fonctionnement est soumis aux deux conditions suivantes: (1) cet appareil ne peut pas provoquer d'interférences, et (2) cet appareil doit accepter toute interférence, y compris les interférences qui peuvent causer un mauvais fonctionnement de la dispositif.

To satisfy RF exposure requirements, this device and its antenna must operate with a separation distance of at least 20 centimeters from all persons and must not be collocated or operating in conjunction with any other antenna or transmitter.

WARRANTY

Encore Controls warrants that for a period of 2 years from the date of purchase that this product is free from defects in material and workmanship. This warranty does not apply to damage caused by shipping or handling, or damage caused by accident, abuse, misuse, misapplication, ordinary wear, improper maintenance, failure to follow instructions or as a result of any unauthorized modifications. If there is a defect in materials and workmanship under normal use within the warranty period Encore Controls shall, at its option, repair or replace the defective equipment upon return of the equipment to the original point of purchase. The foregoing warranty shall apply only to the original buyer, and is and shall be in lieu of any and all other warranties, whether expressed or implied and of all other obligations or liabilities on the part of Encore Controls neither assumes responsibility for, nor authorizes any other person purporting to act on its behalf to modify or to change this warranty, nor to assume for it any other warranty or liability concerning this product. The maximum liability for Encore Controls under all circumstances for any warranty issue shall be limited to a replacement of the defective product. It is recommended that the customer check their equipment on a regular basis for proper operation.

THE LIABILITY OF ENCORE CONTROLS, OR ANY OF ITS PARENT OR SUBSIDIARY CORPORATIONS ARISING FROM THE SALE OF THIS SMOKE ALARM DETECTOR OR UNDER THE TERMS OF THIS LIMITED WARRANTY SHALL NOT IN ANY CASE EXCEED THE COST OF REPLACEMENT OF A SMOKE ALARM DETECTOR AND, IN NO CASE, SHALL ENCORE CONTROLS, OR ANY OF ITS PARENT OR SUBSIDIARY CORPORATIONS BE LIABLE FOR CONSEQUENTIAL LOSSES OR DAMAGES RESULTING FROM THE FAILURE OF THE SMOKE ALARM DETECTOR OR FOR BREACH OF THIS OR ANY OTHER WARRANTY, EXPRESS OR IMPLIED, EVEN IF THE LOSS OR DAMAGE IS CAUSED BY THE COMPANY'S NEGLIGENCE OR FAULT.

The Firefighter™ detector does not detect the presence of smoke, heat, or fire directly. It relies solely on the presence of an audio alarm signal generated by an existing smoke or fire detector in proximity to the Firefighter™ detector to make such a determination. The Firefighter™ detector must be used with smoke detectors certified according to UL Standards, and in strict accordance with the installation and operation instructions provided with such detectors. It is the owner's responsibility to ensure that smoke or fire detectors used in conjunction with the Firefighter™ detector are maintained and tested on a regular basis in accordance with the manufacturer's instructions. Encore Controls expressly disclaims any responsibility for the failure of the Firefighter™ detector to detect the presence of smoke or fire due to the failure of any smoke or fire detector used in conjunction with the Firefighter™ detector to operate properly due to any condition, including improper installation, operation, maintenance or testing of such smoke or fire detector.



Ecolink Intelligent
Technology Inc.
2055 Corte Del Nogal
Carlsbad, CA 92011
855-432-6546

PN FFZB1-ECO
R2.02
REV DATE: 2/24/14
patent pending